

**Package leaflet: Information for the patient**  
**wegovy® FlexTouch®**  
**0.25 mg, 0.5 mg, 1 mg, 1.7 mg and 2.4 mg**  
solution for injection in pre-filled pen  
**semaglutide**

▼ This medicine is subject to additional monitoring. This will allow quick identification of new safety information. You can help by reporting any side effects you may get. See the end of section 4 for how to report side effects.

**Read all of this leaflet carefully before you start using this medicine because it contains important information for you.**

- Keep this leaflet. You may need to read it again.
- If you have any further questions, ask your doctor, pharmacist or nurse.
- This medicine has been prescribed for you only. Do not pass it on to others. It may harm them, even if their signs of illness are the same as yours.
- If you get any side effects, talk to your doctor, pharmacist or nurse. This includes any possible side effects not listed in this leaflet. See section 4.

**What is in this leaflet**

1. What wegovy® is and what it is used for
2. What you need to know before you use wegovy®
3. How to use wegovy®
4. Possible side effects
5. How to store wegovy®
6. Contents of the pack and other information

**1. What wegovy® is and what it is used for**

**What wegovy® is**

wegovy® is a medicine for weight loss and weight maintenance that contains the active substance semaglutide. It is similar to a natural hormone called glucagon-like peptide-1 (GLP-1) that is released from the intestine after a meal. wegovy® works by acting on receptors in the brain that control your appetite, causing you to feel fuller and less hungry and experience less craving for food. This will help you eat less food and reduce your body weight. wegovy® should be used with a reduced calorie meal plan and increased physical activity.

**What wegovy® is used for**

Weight management

wegovy® is used for weight loss and weight maintenance in addition to diet and physical activity in adults, who have:

- a BMI of 30 kg/m<sup>2</sup> or greater (with obesity) or
- a BMI of 27 kg/m<sup>2</sup> and less than 30 kg/m<sup>2</sup> (overweight) and weight-related health problems.

BMI (Body Mass Index) is a measure of your weight in relation to your height.

wegovy® is used together with diet and physical activity for weight management in adolescents ages 12 years and above, who have

- obesity
- body weight >60kg

As an adolescent patient, you should only continue using wegovy® if you have lost at least 5% of your BMI after 12 weeks on the 2.4 mg dose or maximum tolerated dose (see section 3). Consult your doctor before you continue.

### Risk reduction of serious heart issues in adults

wegovy® is used in addition to diet and physical activity to reduce the risk of serious heart issues (heart-related death, heart attacks, strokes) in adults with a history of heart disease (like a heart attack, stroke or poor blood flow to the limbs) and either obesity or overweight (BMI  $\geq 27$  kg/m<sup>2</sup>).

## **2. What you need to know before you use wegovy®**

**Do not use wegovy®** if you are allergic to semaglutide or any of the other ingredients of this medicine (listed in section 6).

### **Warnings and precautions**

Talk to your doctor, pharmacist or nurse before using wegovy® or during treatment if you have:

- **Effects on the digestive system**  
During treatment with wegovy®, you may feel sick (nausea) or be sick (vomiting), or have diarrhoea. These side effects can cause dehydration (loss of fluids). It is important that you drink enough fluids to prevent dehydration. This is especially important if you have kidney problems. Talk to your doctor if you have any questions or concerns.
- **Inflammation of the pancreas**  
If you have ever had pancreatitis (inflammation of the pancreas) which may cause severe pain in the stomach and back which does not go away; see section 4.
- **Diabetes**  
wegovy® must not be used as a substitute for insulin.
- **Low blood sugar (hypoglycaemia)**  
wegovy® can cause low blood sugar. Please see section 4 for the warning signs of low blood sugar levels.  
If you have diabetes and are taking a sulfonylurea or an insulin with wegovy® the risk of getting low blood sugar levels (hypoglycaemia) might increase.  
Your doctor may ask you to test your blood sugar levels. This will help your doctor decide if the dose of the sulfonylurea or insulin needs to be changed to reduce the risk of low blood sugar.
- **Diabetic eye disease (retinopathy)**  
Fast improvements in blood sugar control may lead to a temporary worsening of diabetic eye disease. If you have diabetic eye disease and experience eye problems while taking this medicine, talk to your doctor.
- **Sudden changes to your eyesight**  
If you notice a sudden loss of vision or rapidly worsening eyesight during treatment with semaglutide, urgently contact your doctor. This may be caused by a very rare side effect called non-arteritic anterior ischaemic optic neuropathy (NAION) (See section 4: Serious side effects).  
Your doctor will refer you for an eye examination by an ophthalmologist and you may have to stop treatment with semaglutide.

If you know that you are due to have surgery where you will be under anaesthesia (sleeping), please tell your doctor that you are taking wegovy®.

### **Children and adolescents**

The safety and efficacy of wegovy® in children below 12 years of age have not been studied and are not recommended for use in this population.

### **Other medicines and wegovy®**

Tell your doctor, pharmacist or nurse if you are using, have recently used or might use any other medicines.

In particular, tell your doctor, pharmacist or nurse if you are using medicines containing the following:

- Warfarin or other similar medicines taken by mouth to reduce blood clotting (oral anti-coagulants). When you start treatment with e.g. warfarin or similar medicines, frequent blood testing to determine the ability of your blood to clot may be required.

### **Pregnancy and breast-feeding**

This medicine should not be used during pregnancy, as it is not known if it may affect your unborn child. Therefore, it is recommended to use contraception while using this medicine. If you wish to become pregnant, you should stop using this medicine at least two months in advance. If you become or are pregnant, think you may be pregnant or are planning to have a baby when using this medicine, talk to your doctor straight away, as your treatment will need to be stopped.

You should not use this medicine if you are breast-feeding, as it is unknown if it passes into breast milk.

### **Driving and using machines**

wegovy® is unlikely to affect your ability to drive and use machines. Some patients may feel dizzy when taking wegovy® mainly during the first 3 months of treatment (see section 4). If you feel dizzy you should not drive or operate machines until you feel better. If you need any further information, talk to your doctor, pharmacist or nurse.

**For diabetics using** this medicine in combination with a sulfonylurea or insulin, low blood sugar (hypoglycaemia) may occur which may reduce your ability to concentrate. Do not drive or use machines if you get any signs of low blood sugar. See section 2, 'Warning and precautions' for information on increased risk of low blood sugar and section 4 for the warning signs of low blood sugar. Talk to your doctor for further information.

### **Sodium content**

This medicine contains less than 1 mmol sodium (23 mg) per dose, i.e. essentially 'sodium-free'.

## **3. How to use wegovy®**

Always use this medicine exactly as your doctor has told you. Check with your doctor, pharmacist or nurse if you are not sure.

### **How much to use**

#### ***Adults***

#### For weight management and risk reduction of serious heart issues

Your treatment will start at a low dose which will be gradually increased over 16 weeks of treatment as follows:

- When you first start using wegovy®, the starting dose is 0.25 mg once weekly.
- Your doctor will instruct you to gradually increase your dose every 4 weeks until you reach the dose of 2.4 mg once weekly.

#### For weight management in patients with obesity

- If needed, a dose increase to the next maintenance dose 7.2 mg once weekly (3 injections of 2.4 mg) can be made after a minimum of 4 weeks on 2.4 mg.
- The maximum dose is 7.2 mg once weekly.

You will be told to follow the relevant table below.

#### For weight management

<b>Dose escalation</b>	<b>Weekly dose</b>
Week 1–4	0.25 mg
Week 5–8	0.5 mg
Week 9–12	1 mg
Week 13–16	1.7 mg
From week 17	2.4 mg
From week 21 – for adult patients with obesity, if needed	7.2 mg

#### For risk reduction of serious heart issues in adults

<b>Dose escalation</b>	<b>Weekly dose</b>
Week 1–4	0.25 mg
Week 5–8	0.5 mg
Week 9–12	1 mg
Week 13–16	1.7 mg
From week 17	2.4 mg

Your doctor will assess your treatment on a regular basis.

#### *Adolescents (above 12 years of age)*

For adolescents, the same dose escalation schedule as for adults should be applied (see above). The dose should be increased until 2.4 mg (maintenance dose) or maximum tolerated dose has been reached. Weekly doses higher than 2.4 mg are not recommended.

#### **How wegovy® is given**

wegovy® is given as an injection under the skin (subcutaneous injection). Do not inject it into a vein or muscle.

- The best places to give the injection are the upper arms, stomach or upper legs.
- Before you use the pen for the first time, ask your doctor or nurse how to use it.

#### ***For the wegovy® 7.2 mg weight management dose***

- you will need to inject three doses of 2.4 mg, one after each other on the same day.
- the injections can be given in the same body area but should be at least 5 cm apart.
- you must change the needle between each dose.
- you may need to use multiple pens. Do not discard the pen until it is empty. Partially used pens must be stored in the fridge with the needle removed.
- make sure you have a sufficient supply of pens to complete your dose before you start injecting.

Detailed instructions for use are on the other side of this leaflet.

#### **People with diabetes**

Tell your doctor if you have diabetes. Your doctor may adjust the dose of your diabetes medicines to prevent you from getting low blood sugar.

- Do not mix wegovy® up with other medicines that you inject (e.g. insulins).
- Do not use wegovy® in combination with other medicines that contain GLP-1 receptor agonists (such as liraglutide, dulaglutide, exenatide or lixisenatide).

#### **When to use wegovy®**

- You should use this medicine once a week and if possible, on the same day each week.
- You can give yourself the injection at any time of the day – regardless of meals.

If necessary, you can change the day of your weekly injection of this medicine as long as it has been at least 3 days since your last injection. After selecting a new dosing day, continue with once a week dosing.

**If you use more wegovy® than you should**

Talk to your doctor straight away. You may get side effects such as feeling sick (nausea).

**If you forget to use wegovy®**

If you forgot to inject a dose and:

- it is 5 days or less since you should have used wegovy®, use it as soon as you remember. Then inject your next dose as usual on your scheduled day.
- it is more than 5 days since you should have used wegovy®, skip the missed dose. Then inject your next dose as usual on your next scheduled day. Do not take a double dose to make up for a forgotten dose.

**If you stop using wegovy®**

Do not stop using this medicine without talking to your doctor.

If you have any further questions on the use of this medicine, ask your doctor, pharmacist or nurse.

**4. Possible side effects**

Like all medicines, this medicine can cause side effects, although not everybody gets them.

**Serious side effects**

**Common:** may affect up to 1 in 10 people

- Complications of diabetic eye disease (diabetic retinopathy). If you have diabetes you should inform your doctor if you experience eye problems, such as changes in vision, during treatment with this medicine.

**Uncommon:** may affect up to 1 in 100 people

- Inflamed pancreas (acute pancreatitis) which could cause severe pain in the stomach and back which does not go away. This is a serious, potentially life-threatening condition. You should see a doctor immediately if you experience such symptoms.  
Stop using this medicine and seek urgent medical help if you experience: Severe, persistent pain in the stomach area (abdomen), with or without nausea and vomiting. This could be a sign of acute pancreatitis, which is serious and potentially life-threatening.
- Kidney or bladder stones. Signs may include back or lower abdomen pain, difficulty in urination or change in colour of your urine.

**Rare:** may affect up to 1 in 1,000 people

- Severe allergic reactions (anaphylactic reactions, angioedema). You should seek immediate medical help and inform your doctor straight away if you get symptoms such as breathing problems, swelling of face, lips, tongue, and/or throat with difficulty swallowing, wheezing, fast heartbeat, pale and cold skin, feeling dizzy or weak
- Hip fractures.

**Very rare:** may affect up to 1 in 10,000 people

- A medical condition of the eye called non-arteritic anterior ischaemic optic neuropathy (NAION), which may cause loss of vision without any pain. You should urgently contact your doctor if you notice sudden or gradually worsening eyesight (see section 2: “Sudden changes to your eyesight”).

**Not known** (frequency cannot be estimated from the available data)

- Bowel obstruction. A severe form of constipation with additional symptoms such as stomach ache, bloating, vomiting etc.

**Other side effects**

**Very common:** may affect more than 1 in 10 people

- headache

- feeling sick (nausea)
- being sick (vomiting)
- diarrhoea
- constipation
- stomach pain
- feeling weak or tired.

These usually go away over time.

**Common:** may affect up to 1 in 10 people

- feeling dizzy
- upset stomach or indigestion
- burping
- gas (flatulence)
- bloating of the stomach
- inflamed stomach ('gastritis') – the signs include stomach ache, feeling sick (nausea) or being sick (vomiting)
- reflux or heartburn – also called 'gastro-oesophageal reflux disease'
- gallstones
- hair loss – may occur more frequently with semaglutide 7.2 mg
- injection site reactions
- change in the way food or drink tastes
- changed skin sensation - this usually goes away over time and may happen more frequently with semaglutide 7.2 mg
- low blood sugar (hypoglycaemia) in patients with diabetes.

The warning signs of low blood sugar may come on suddenly. They can include: cold sweat, cool pale skin, headache, fast heartbeat, feeling sick (nausea) or very hungry, changes in vision, feeling sleepy or weak, feeling nervous, anxious or confused, difficulty concentrating or shaking.

Your doctor will tell you how to treat low blood sugar and what to do if you notice these warning signs.

Low blood sugar is more likely to happen if you also take a sulfonylurea or insulin. Your doctor may reduce your dose of these medicines before you start using this medicine.

**Uncommon:** may affect up to 1 in 100 people

- low blood pressure
- feeling dizzy or lightheaded on standing or sitting up because of a drop in blood pressure
- fast heartbeat
- increase of pancreatic enzymes (such as lipase and amylase) shown in blood tests
- a delay in the emptying of the stomach
- low blood sugar (hypoglycaemia) in patients without diabetes
- increased levels of bilirubin in your blood. Signs include jaundice which is yellowing of the skin or the whites of your eyes.

### **Reporting of side effects**

If you get any side effects, talk to your doctor, pharmacist or nurse. This includes any possible side effects not listed in this leaflet. You can also report side effects directly via the Yellow Card Scheme at: <https://yellowcard.mhra.gov.uk/> or search for MHRA Yellow Card in the Google Play or Apple App Store. By reporting side effects, you can help provide more information on the safety of this medicine.

## **5. How to store wegovy®**

Keep this medicine out of the sight and reach of children.

Do not use this medicine after the expiry date which is stated on the pen label and carton after 'EXP'. The expiry date refers to the last day of that month.

Do not freeze wegovy® and do not use it if it has been frozen.

Keep the pen cap on in order to protect from light.

**Before opening:**

Store in a refrigerator (2°C to 8°C). Keep away from the cooling element.

**During use:**

You can keep the pen for 6 weeks when stored at a temperature below 30°C or in a refrigerator (2°C to 8°C) away from cooling element.

Do not use this medicine if you notice that the solution is not clear and colourless.

Do not throw away any medicines via wastewater or household waste. Ask your pharmacist how to throw away medicines you no longer use. These measures will help protect the environment.

## **6. Contents of the pack and other information**

**What wegovy® contains**

- The active substance is semaglutide.
- The other ingredients are disodium phosphate dihydrate, propylene glycol, phenol, sodium hydroxide/hydrochloric acid (for pH adjustment), water for injection.

wegovy® 0.25 mg FlexTouch® solution for injection

One mL of solution contains 0.68 mg of semaglutide. One pre-filled pen contains 1.0 mg semaglutide in 1.5 mL solution

wegovy® 0.5 mg FlexTouch® solution for injection

1.5 mL: One mL of solution contains 1.34 mg of semaglutide. One pre-filled pen contains 2.0 mg semaglutide in 1.5 mL solution

3 mL: One mL of solution contains 0.68 mg of semaglutide. One pre-filled pen contains 2.0 mg semaglutide in 3 mL solution

wegovy® 1 mg FlexTouch® solution for injection

One mL of solution contains 1.34 mg of semaglutide. One pre-filled pen contains 4.0 mg semaglutide in 3 mL solution

wegovy® 1.7 mg FlexTouch® solution for injection

One mL of solution contains 2.27 mg of semaglutide. One pre-filled pen contains 6.8 mg semaglutide in 3 mL solution

wegovy® 2.4 mg FlexTouch® solution for injection

One mL of solution contains 3.2 mg of semaglutide. One pre-filled pen contains 9.6 mg of semaglutide in 3 mL solution.

**What wegovy® looks like and contents of the pack**

wegovy® is a clear and colourless solution for injection in a pre-filled disposable pen.

Each FlexTouch® pen contains four doses. The pack size of each strength of wegovy® contains 1 pre-filled pen and 4 disposable NovoFine® Plus needles.

Your pen is designed to be used with NovoFine® Plus, NovoFine® or NovoTwist® disposable needles up to a length of 8 mm

**Marketing Authorisation Holder**

Novo Nordisk A/S

Novo Allé  
DK-2880 Bagsværd  
Denmark

**Manufacturer**

Novo Nordisk A/S  
Novo Allé  
DK-2880 Bagsværd  
Denmark

Novo Nordisk Production SAS  
45, Avenue d'Orléans  
28000 Chartres  
France

**This leaflet was last revised in 01/2026**



## Instructions on how to use wegovy® FlexTouch®

Before you begin using your once-weekly wegovy® FlexTouch® pen, **always read these instructions carefully**, and talk to your doctor, nurse or pharmacist about how to inject wegovy® correctly.

wegovy® FlexTouch® pen is a dial-a-dose pen that **contains four of your doses of wegovy®**.

Please use the table inside the lid of the carton to keep track of how many injections you have taken and how many doses remain in your pen.

wegovy® FlexTouch® comes in five different pen variants, each containing one of the following prescribed doses of semaglutide:

**0.25 mg   0.5 mg   1 mg   1.7 mg   2.4 mg**

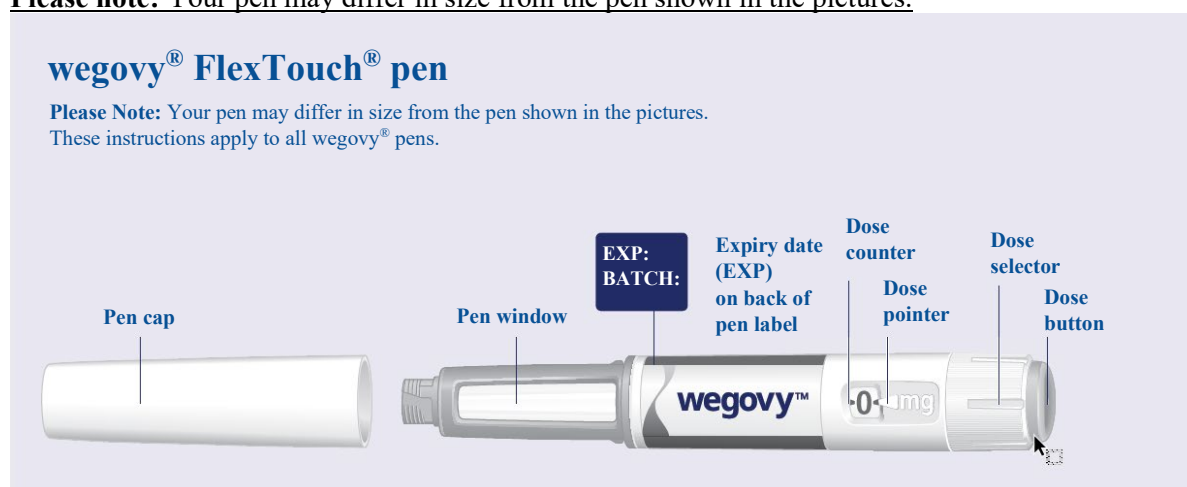
**Always start by checking your pen label to make sure that it contains your prescribed dose of wegovy®.**

Your pen is designed to be used with NovoFine® Plus, NovoFine® or NovoTwist® disposable needles up to a length of 8 mm. **The pack contains:**

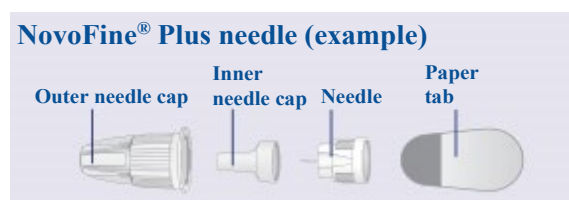
- wegovy® FlexTouch® pen
- 4 NovoFine® Plus needles
- Leaflet

### wegovy® FlexTouch® pen (example)

**Please note:** Your pen may differ in size from the pen shown in the pictures.

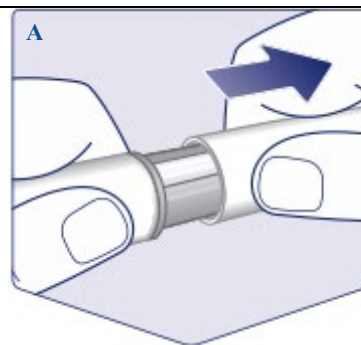


### NovoFine® Plus needle (example)

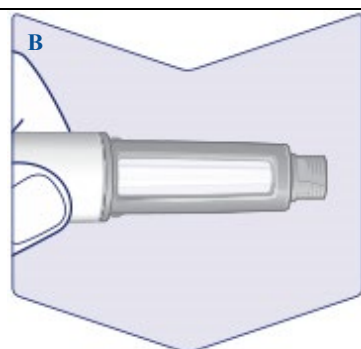


## 1 Prepare your pen with a new needle

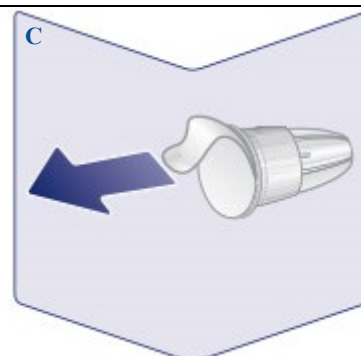
**Check the name and dose** of your pen to make sure it contains your prescribed dose of Wegovy®.  
**Pull off the pen cap.**



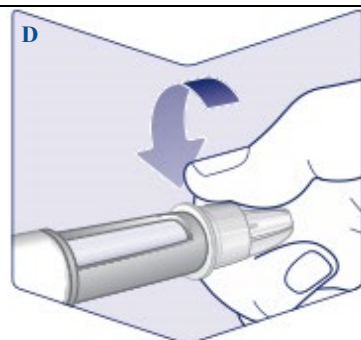
**Check that the Wegovy® in your pen is clear and colourless.** Look through the pen window. If Wegovy® looks cloudy or coloured, do not use the pen.



**Always use a new needle for each injection, including between the injections for the 3 x 2.4 mg (7.2 mg) dose.**  
**Take a needle** when you are ready to take your injection. Check the paper tab and the outer needle cap for damages. If you see any damage, this could affect sterility. Dispose of it and use a new needle.  
**Tear off the paper tab.**



**Push the needle straight onto the pen. Turn until it is on tight.**

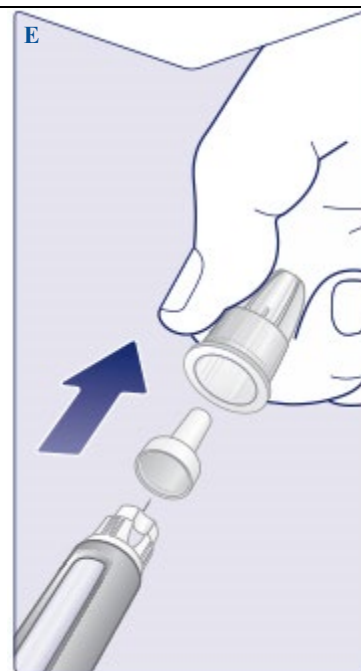


**The needle is covered by two caps. You must remove both caps.** If you forget to remove both caps you will not inject any wegovy®.

**Pull off the outer needle cap and keep it for later.** You will need it to safely remove the needle from the pen after the injection.

**Pull off the inner needle cap and dispose of it.** A drop of wegovy® may appear at the needle tip. You must still check the wegovy® flow if you use a new pen for the first time. See ‘**Check the flow with each new pen**’.

Never use a bent or damaged needle. For more information about needle handling, see ‘**About your needles**’ below these instructions.



### Check the flow with each new pen

Only check the wegovy® flow before your **first injection with each new pen**.

If your wegovy® pen is already in use, go to ‘**2 Set your dose**’.

Turn the dose selector until you see the flow check symbol (\*\* →).



Make sure the flow check symbol lines up with the dose pointer.



## Check the flow

Hold the pen with the needle pointing up.

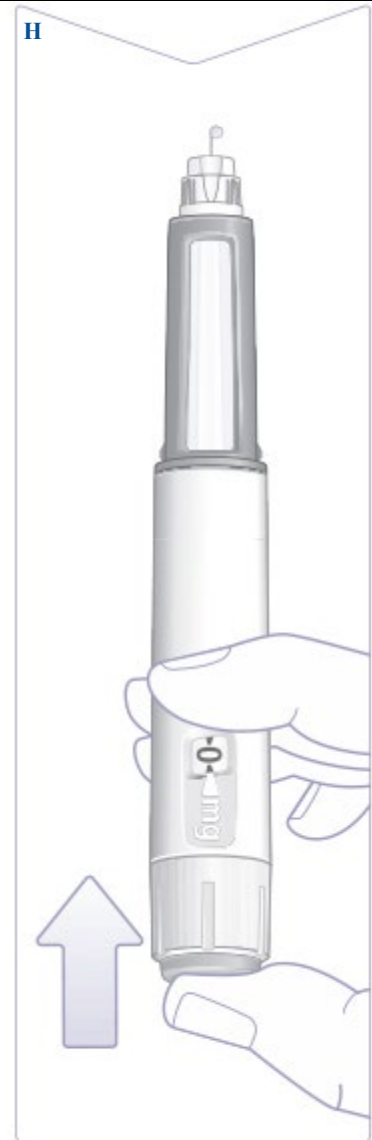
**Press and hold in the dose button** until the dose counter returns to **0**. The **0** must line up with the dose pointer.

A drop of wegovy® should appear at the needle tip. This drop indicates that your pen is ready for use.

If a drop does not appear, check the flow again. **This should only be done twice.**

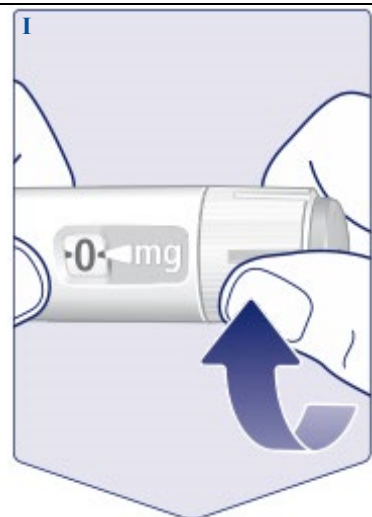
If there is still no drop, **change the needle and check the flow once more.**


**Do not use the pen** if a drop of wegovy® still does not appear.

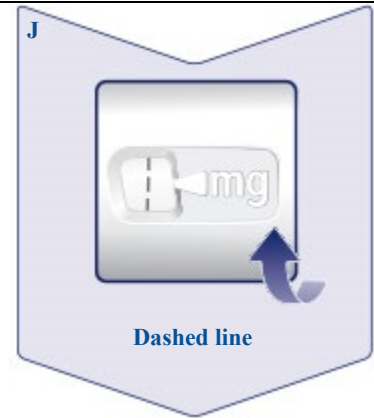


## 2 Set your dose

Turn the dose selector until the **dose counter stops**, and it **shows your prescribed dose**.

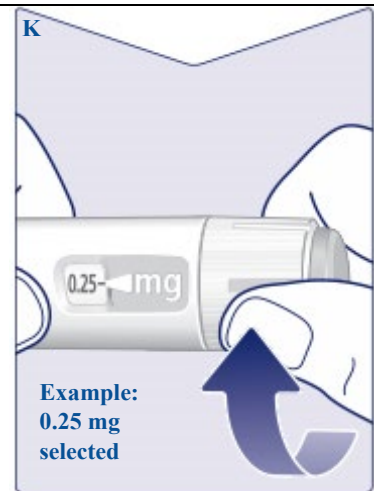


The dashed line (  ) in the dose counter will guide you to your dose. The dose selector clicks differently when turned forward, backwards or past your dose. You will hear a 'click' every time you turn the dose selector. Do not set the dose by counting the number of clicks you hear.



**When your prescribed dose lines up with the dose pointer, you have selected your dose.** In this picture, the dose **0.25 mg** is shown as an example.

If the dose counter stops before you reach your prescribed dose, see the section '**Do you have enough wegovy®?**' below these instructions.

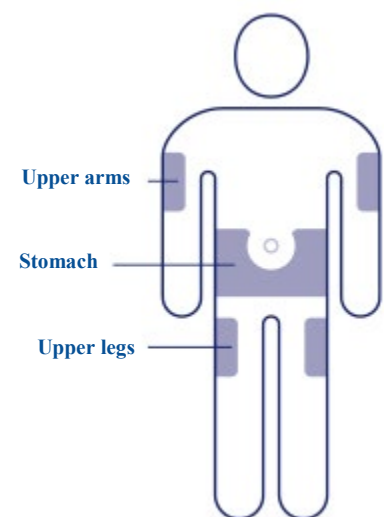


### **Choose your injection site**

Choose upper arms, stomach or upper legs (keep a 5 cm distance from your belly button).

You may inject in the same body area, but make sure it is not in the same spot as used the last time.

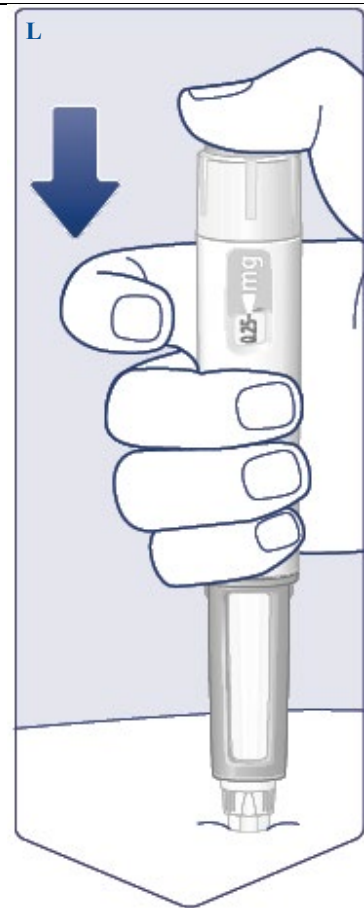
**If you are injecting 3 x 2.4 mg (7.2 mg) injections on the same day,** you may inject in the same body area but make sure each injection is at least 5cm apart.



### 3 Inject your dose

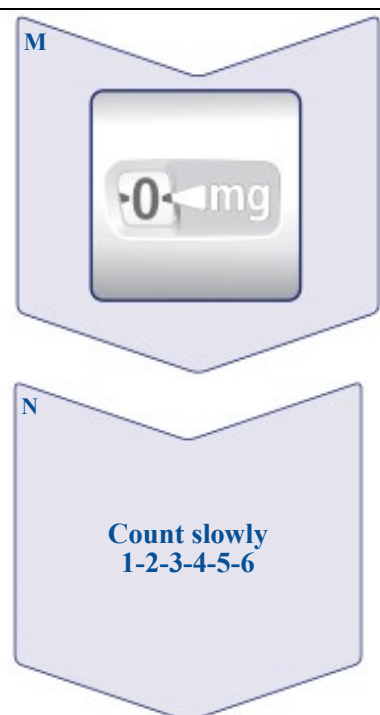
**Insert the needle into your skin.**

**Make sure you can see the dose counter.** Do not cover it with your fingers. This could interrupt the injection.



**Press and hold down the dose button until the dose counter shows 0.**

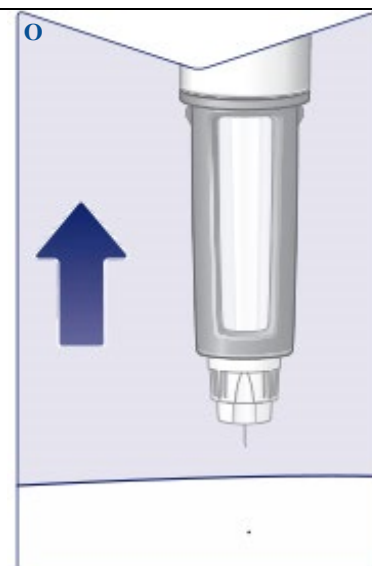
**Keep pressing the dose button with the needle in your skin and slowly count to 6.** The 0 must line up with the dose pointer. You may hear or feel a click when the dose counter returns to 0.



**Remove the needle from your skin.** If the needle is removed earlier, a stream of wegovy® may come from the needle tip and the full dose will not be delivered.

If blood appears at the injection site, press lightly on the area to stop the bleeding.

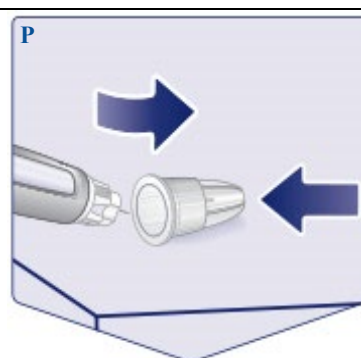
You may see a drop of wegovy® at the needle tip after injecting. This is normal and does not affect your dose.



#### 4 After your injection

**Lead the needle tip into the outer needle cap** on a flat surface without touching the needle or the outer needle cap.

**Once the needle is covered,** carefully push the outer needle cap completely on.

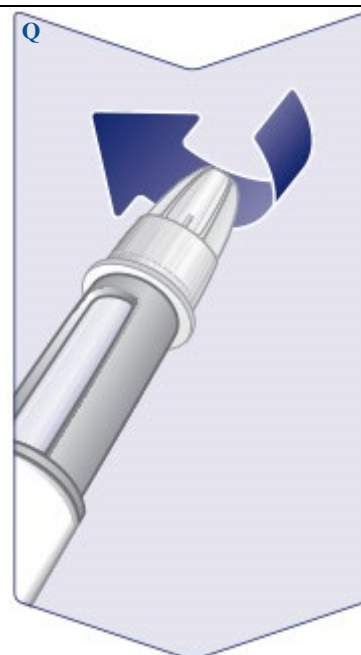


**Unscrew the needle** and dispose of it carefully as instructed by your doctor, nurse, pharmacist or local authorities.

**Never try to put the inner needle cap back on the needle.** You may stick yourself with the needle.

**Always dispose of the needle immediately after each injection** to prevent blocked needles, contamination, infection and inaccurate dosing. **Never store your pen with the needle attached.**

**If you are injecting 3 x 2.4 mg (7.2 mg) injections on the same day, place a new needle on the pen as described in step 1 (pictures A to E) and perform the second and third injections as per step 2 and 3 above.**



**Put the pen cap on** your pen after each use to protect wegovy® from light.



When the pen is **empty**, dispose of the pen without a needle on as instructed by your doctor, nurse, pharmacist or local authorities. The pen cap and the empty carton can be disposed of in your household waste.

#### About your needles

Needles are medical devices.

##### How to identify a blocked or damaged needle

- If **0** does not appear in the dose counter after continuously pressing the dose button, you may have used a blocked or damaged needle.
- In this case, you have **not** received any wegovy® – even though the dose counter has moved from the original dose that you have set.

##### How to handle a blocked needle

- Change the needle as instructed in ‘**1 Prepare your pen with a new needle**’ and go to ‘**2 Set your dose**’.

#### Caring for your pen

Treat your pen with care. Rough handling or misuse may cause inaccurate dosing. If this happens, you might not get the intended effect of wegovy®.

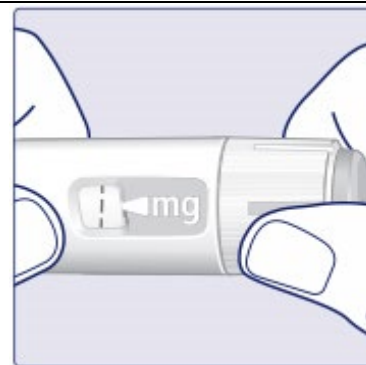
- See the back of this leaflet to read the storage conditions for your pen.
- **Do not inject wegovy® that has been exposed to direct sunlight.**
- **Do not subject wegovy® to frost and never inject wegovy® that has been frozen.** Dispose of the pen.
- **Do not drop your pen** or knock it against hard surfaces.
- **Do not try to refill your pen.** Once empty, it must be disposed of.
- **Do not try to repair your pen** or pull it apart.
- **Do not expose your pen to dust, dirt or liquid.**
- **Do not wash, soak or lubricate your pen.** If necessary, clean it with a mild detergent on a moistened cloth.



### Do you have enough wegovy®?

If the dose counter stops before you reach your prescribed dose, there is not enough wegovy® left for a full dose. Dispose of the pen and use a new wegovy® FlexTouch® pen.

**If you are injecting 3 x 2.4 mg (7.2 mg) injections on the same day, make sure you have enough supply of pens to complete your dose before you start injecting.**



### Important information

- **Only use wegovy® once weekly** as prescribed. If you do not take your wegovy® as prescribed, you may not get the intended effect of this medicine.
- If you take more than one type of injectable medicine, it is very **important to check the name and dose** of your pen label **before use**.
- **Do not use this pen without help if you have poor eyesight and cannot follow these instructions.** Get help from a person with good eyesight who is trained to use the wegovy® FlexTouch® pen.
- Always keep pen and needles **out of sight and reach of others, especially children**.
- **Never share** your pen or your needles with other people.
- **Needles are for single use only. Never reuse your needles** as it may lead to blocked needles, contamination, infection and inaccurate dosing.
- Caregivers must **be very careful when handling used needles** to prevent accidental needle stick injuries and infection.